

DATA PAGE - Citizen Passport

Floating security printing
The cyan guilloches linked to the colour portrait overlap the personalised data






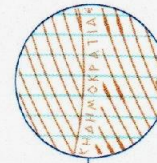

OVI gold to green

Negative microtext

Passport number in tactile laser

Positive microtext

Tactile relief



Date of birth in laser microprint

Laser engraved colour portrait

Transparent DOVID


Guilloches in rainbow printing

Multi Laser Image (MLI)
The image changes from the holder's portrait to the date of birth when the passport is tilted


Numismatic patterns

The main portrait is made up of laser engraved dots registered on cyan, magenta, and yellow fine lines

Under infrared (IR) light



Under ultraviolet (UV) light



Infrared drop-out inks


The coloured inks in the background are invisible in the IR spectrum

UV Blue


Invisible UV print

Blue inks visible only in UV light



DOVID




DID™ 90° colour permutation
When the hologram is rotated 90°, a colour permutation appears between the two DID™ reflective colours



Flip-Flop
Flag ↔ National Emblem



Diffractive animation
Fine lines animation



DID™ Wave



Microtext